

ADVANTAGES

WURTH BALANCING BEADS



**Improve fuel
economy**




**Increase
tire life**



**Reduce
vibrations**



**Environmentally
friendly**



**Reduce
maintenance**



**TPMS
compatible**



**Balances the
entire wheel
assembly**



**Trouble
free**

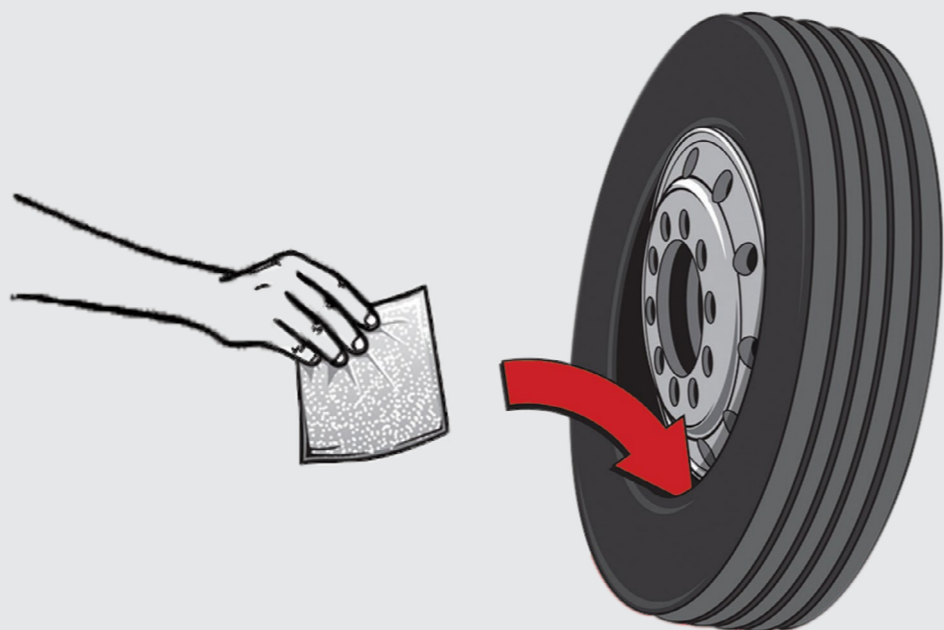
EASY TO USE

Refer to the application chart for the recommended quantities for each tire size

All you have to do is open the outside package and throw inside bag into the tire.

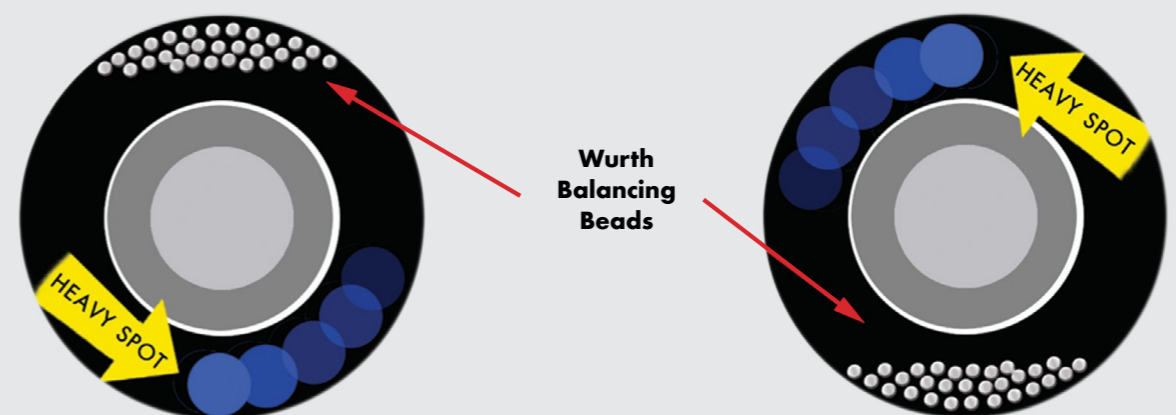
For "Inner Tube" type tires, inject the beads through the valve stem using the approved Würth Injector Tool (822.0200) and follow safety instructions.

To reduce the possibility of a valve leak, we recommend the use of the valve core and self sealing valve cap included in every bag.



HOW IT WORKS

The balancing beads will be distributed around the tire as it begins to roll through centrifugal force. As the centrifugal force of the balance (heavy spot) increases and pulls up and down on the suspension, the beads will start to move in the opposite direction (downward and upward) through inertia. The beads continue to travel until the complete wheel assembly is balanced. The specially coated beads will develop an electrostatic charge and remain clinging in the balanced position when the vehicle stops, starts and corners.



The manufacturers disclaim any responsibility for air loss or tire damage due to improper air check.